



Berrycoombe Primary

Revised July 2023

Physical Restraint Policy

The Legal Framework

Section 93 of the Education & Inspections Act 2006 allows 'teachers and other persons who are authorised by the Head Teacher who have control or charge of pupils to use such force as is reasonable in all the circumstances to prevent a pupil from doing, or continuing to do, any of the following: -

- causing injury to his/herself or others
- committing an offence
- damaging property
- prejudicing the maintenance of good order & discipline'

(Examples of possible situations are given in Appendix 1)

2. Definition of restraint at Berrycoombe School

Physical restraint is the positive application of force with the intention of protecting the child from harming himself or others or seriously damaging property.

General policy aims

Staff at Berrycoombe School recognise that the use of reasonable force is only one of the last in a range of strategies available to secure pupil safety / well-being and also to maintain good order and discipline. Our policy on restraint should therefore be read in conjunction with our Behaviour and Child Protection policies.

Specific aims of the restraint policy

To protect every person in the school community from harm.

To protect all pupils against any form of physical intervention that is unnecessary, inappropriate, excessive or harmful.

To provide adequate information and training for staff so that they are clear as to what constitutes appropriate behaviour and to deal effectively with violent or potentially violent situations.



3. Why use restraint?

Physical restraint should avert danger by preventing or deflecting a child's action or perhaps by removing a physical object, which could be used to harm him / herself or others. It is only likely to be needed if a child appears to be unable to exercise self-control of emotions and behaviour.

It is not possible to define every circumstance in which physical restraint would be necessary or appropriate and staff will have to exercise their own judgement in situations which arise within the above categories. Staff should always act within the School's policy on behaviour and discipline, particularly in dealing with disruptive behaviour.

Where possible those using physical restraint should be fully trained using the full range of staff safety training .

Staff should be aware that when they are in charge of children during the school day, or during other supervised activities, they are acting in loco parentis and should, therefore, take reasonable action to ensure pupils' safety and well-being. Failure to physically restrain a pupil who is subsequently injured or injures could, in certain circumstances, lead to an accusation of negligence. At the same time staff are not expected to place themselves in situations where they are likely to suffer injury as a result of their intervention.

Alternative strategies

There are some situations in which the need for physical restraint is immediate and where there are no equally effective alternatives (eg is a pupil about to run across a road). However, in many circumstances there are alternatives such as:

- Vital Relational functions (THRIVE terminology) Catching and matching the emotion to quickly establish emotional engagement.
- The Dan Hughs approach of PACE (Playfulness, acceptance, curiosity and empathy)
- The broken record in which an instruction is repeated until the pupil complies
- Use of a distracter, such as a loud shout, to interrupt the behaviour (such as a fight) long enough for other more reasoned methods of verbal control to be effective
- Withdrawal of attention (audience) e.g. if an action such as damage to property is threatened



- Other techniques designed to defuse the situation, such as the avoidance of confrontation, or use of humour (in these cases the incident can be dealt with later when emotions are no longer running high)
- The employment of other sanctions consistent with the School's policy on behaviour.

Use of physical restraint

Physical restraint should be applied as an act of care and control with the intention of re- establishing verbal control as soon as possible and, at the same time, allowing the pupil to regain self-control. It should never take a form which could be seen as a punishment. Staff are only authorised to use reasonable force in applying physical restraint, although there is no absolute definition of this, as what constitutes reasonable force depends upon the particular situation and the pupil to whom it is being applied. However, as a general rule, only the force necessary to stop or prevent the behaviour should be used, in accordance with the guidelines below. There are some forms of physical intervention, which may involve minimal physical contact, such as blocking a pupil's path or the staff member physically interposing him or herself between the pupil and another pupil or object. However, in some circumstances, direct physical contact may be necessary.

In all circumstances other methods should be used if appropriate or effective physical restraint should be a last resort.

When physical restraint becomes necessary:

DO

- Tell the pupil what you are doing and why
- Use the minimum force necessary
- Involve another member of staff if possible
- Tell the pupil what s/he must do for you to remove the restraint (this may need frequent repetition)
- Use simple and clear language
- Hold limbs above a major joint if possible e.g. above the elbow

DON'T

- Involve yourself in a prolonged verbal exchange with the pupil
- Involve other pupils in the restraint
- Touch or hold the pupil in sexual areas
- Twist or force limbs back against a joint



- Bend fingers or pull hair
- Hold the pupil in a way which will restrict blood flow or breathing e.g. around the neck
- Slap, punch, kick or trip up the pupil
- Act in temper (involve another staff member if you fear loss of control)

Actions after an incident

Physical restraint often occurs in response to highly charged emotional situations and there is a clear need for debriefing after the incident, both for the staff involved and the pupil. A member of the leadership team should be informed of any incident as soon as possible and will take responsibility for making arrangements for debriefing once the situation has stabilised. An appropriate member of the teaching staff should always be involved in debriefing the pupil involved and any victims of the incident should be offered support, and their parents informed. If the behaviour is part of an ongoing pattern it will be necessary to address the situation through the development of a behavioural IEP, which may include an anger management programme, or other strategies agreed by the SENCO.

It is also helpful to consider the circumstances precipitating the incident to explore ways in which future incidents can be avoided. All incidents should be recorded immediately. All sections of this report should be completed so that in the event of any future complaint a full record is available. A member of the leadership team will contact parents as soon as possible after an incident, normally on the same day, to inform them of the actions that were taken and why, and to provide them with an opportunity to discuss it.

Risk Assessments

If we become aware that a pupil is likely to behave in a disruptive way that may require the use of reasonable force, we will plan how to respond if the situation arises. Such planning will address:

- Management of the pupil (e.g. reactive strategies to de-escalate a conflict, holds to be used if necessary)
- Involvement of parents to ensure that they are clear about the specific action the school might need to take
- Briefing of staff to ensure they know exactly what action they should be taking (this may identify a need for training or guidance)



- Identification of additional support that can be summoned if appropriate

Complaints

A clear restraint policy, adhered to by all staff and shared with parents, should help to avoid complaints from parents. It is unlikely to prevent all complaints, however, and a dispute about the use of force by a member of staff might lead to an investigation, either under disciplinary procedures or by the Police and social services department under child protection procedures. It is our intention to inform all staff, pupils, parents and governors about these procedures and the context in which they apply.



Appendix 1

When might it be appropriate to use reasonable force?

Examples of situations that may require restraint are when:

- a pupil attacks a member of staff, or another pupil
- pupils fighting
- a pupil is causing, or at risk of causing, injury or damage by accident, by rough play, or
- by misuse of dangerous materials, substances or objects
- a pupil is running in a corridor or on a stairway in a way in which he/she might have or cause
- an accident likely to injure her/himself or others
- a pupil absconding from a class or trying to leave school (NB this will only apply if a pupil
- could be at risk if not kept in the classroom or at school)
- a pupil persistently refuses to obey an order to leave an area
- a pupil behaves in such a way that seriously disrupts a lesson.
- Appendix 2

RECORD OF RESTRAINT SHOULD INCLUDE - (Use of bound Physical Intervention books include)



- Date of incident: Time of incident:
- Pupil Name: D.o.B:
- Member(s) of staff involved:
- Adult witnesses to restraint:
- Pupil witnesses to restraint:
- Outline of event leading to restraint:
- Outline of incident of restraint (including restraint method used):
- Buckton Vale Primary School June 2016
- Outcome of
- Description of any injury sustained and any subsequent treatment:
- Date /time parent/carer informed of
- incident: By whom informed:
- Outline of parent/carer response:
- Signatures of staff completing report:
- Brief description of any subsequent inquiry/complaint or action:

Summary

Follow agreed policy

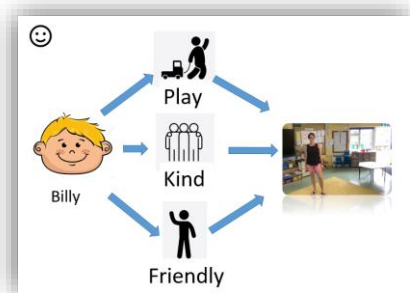


Record use of R.P.I. (Restrictive Physical Intervention) **every time**



Talk to parents

If repeated restraint **Individual Behaviour Plan** created with SENCO to reduce or eliminate need for R.P.I.



Risk assessment if planned use

