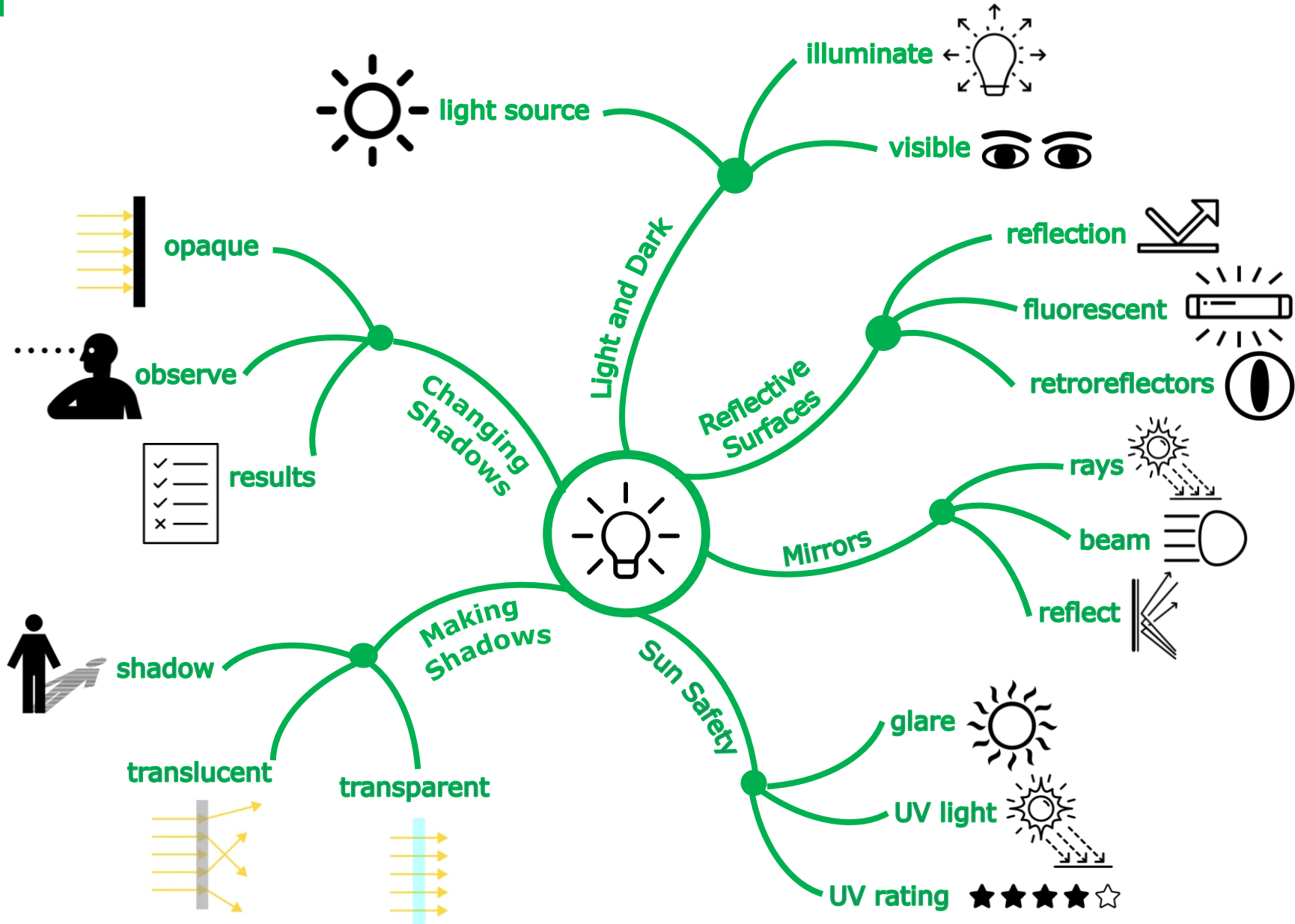


Year 3 Light



- Vocabulary**
- Light
 - Light source
 - Dark
 - Reflection
 - Reflect
 - Reflective
 - Ray
 - Shadow
 - Opaque
 - Translucent
 - Transparent

Light

Lesson 1: Light and Dark



WALT

K – know that I need light to see things, and that dark is the absence of light.
S - identify a range of light sources.

Stem Sentence

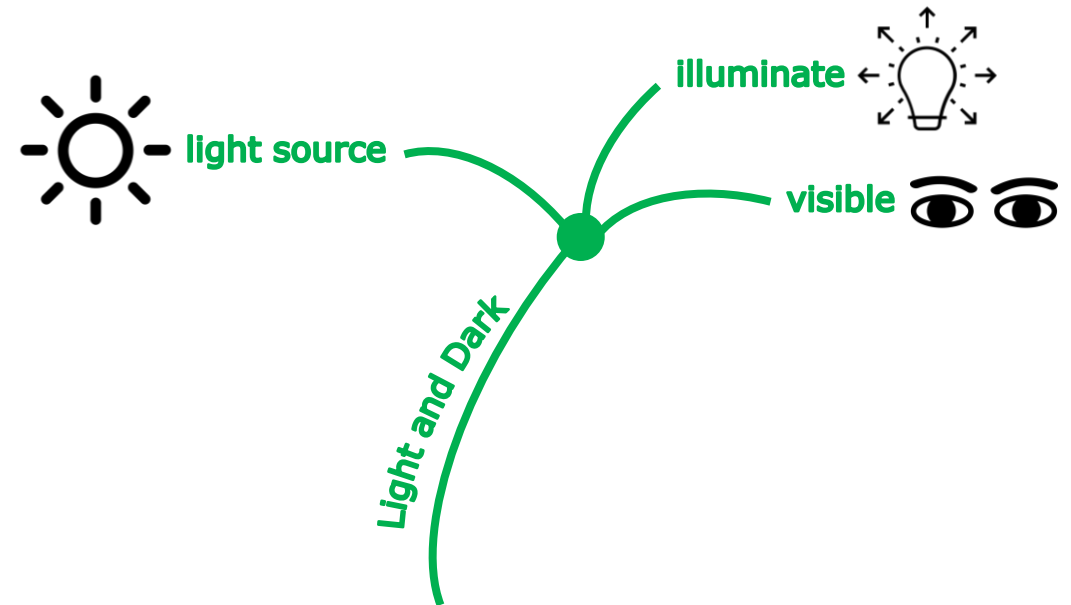
Light is a type of energy.

Key Vocabulary

light source	The Sun and other stars, fires, torches and lamps all make their own light and so are examples of sources of light.
illuminate	make (something) visible or bright by shining light on it; light up.
visible	able to be seen.

Lesson Activity Idea

Identify what is and isn't a light source.
Identify items in a 'feely' bag to demonstrate dark and visibility.



Light

Lesson 2: Reflective Surfaces



WALT

K – explain reflection.
S - investigate which surfaces reflect light.

Stem Sentence

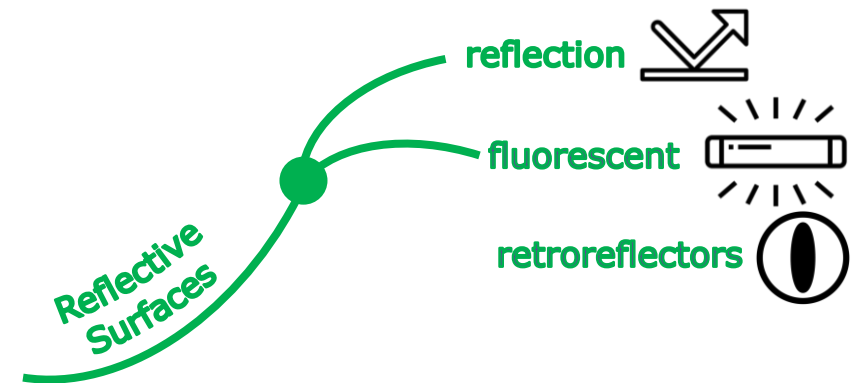
Light bouncing off of a surface is called reflection.

Key Vocabulary

reflection	the throwing back of light by a body or a surface of without absorbing it.
fluorescent	Vividly colourful.
retroreflectors	a device which reflects light back along the same angle it travels towards it

Lesson Activity Idea

Investigate materials to see the different amounts of reflection.
Design a book bag that can be seen at night.



Light

Lesson 3: Mirrors



WALT

K – explain how mirrors work.
S – use mirrors to reflect light.

Stem Sentence

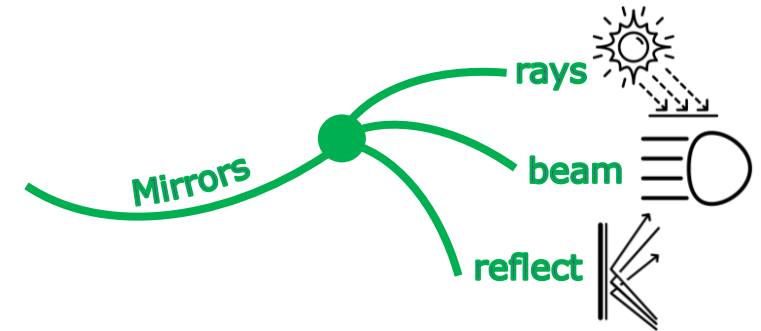
Light reflects at the same at which it hits a mirror

Key Vocabulary

ray	light travels in straight lines.
beam	how light travels out from a source
reflect	the throwing back of light by a body or a surface of without absorbing it.

Lesson Activity Idea

Investigate reflection on mirrors using a torch.
Create a 'mirror path' for pupils to follow using a mirror.



Light

Lesson 4: Sun Safety



WALT

- K – know that light from the sun can be dangerous and that there are ways we can protect our eyes.
- S – describe ways to protect our eyes from the sun.

Stem Sentence

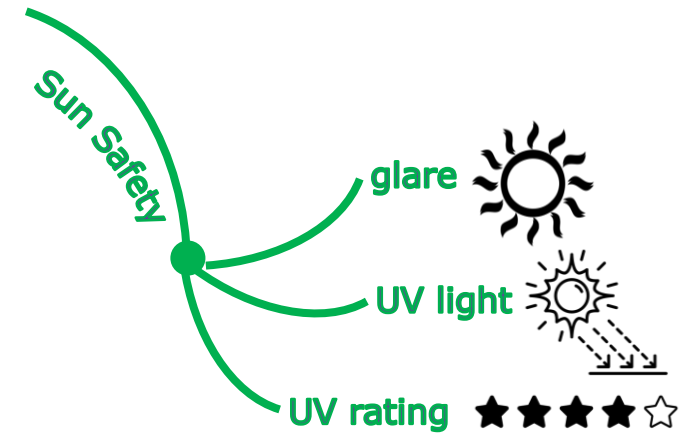
Harmful light rays from the sun are called UV rays.

Key Vocabulary

glare	difficulty of seeing in the presence of bright light such as direct or reflected
UV light	Harmful light emitted by the sun
UV rating	How good either sun cream or sunglasses are at blocking UV light.

Lesson Activity Idea

Design sunglasses.



Light

Lesson 5: Making Shadows

WALT

K – explain how light travels.
 S – sort different materials according to whether they are opaque, transparent or translucent.

Stem Sentence

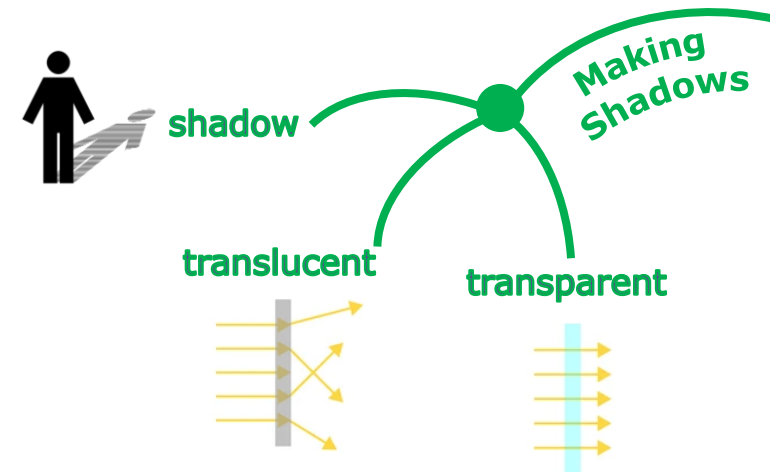
Light is a type of energy.

Key Vocabulary

shadow	a dark shape made when light is stopped or blocked by an object or a person.
translucent	some light passes through, but the light is scattered, so you can't see clearly through it.
transparent	light completely passes through and you can see clearly through it

Lesson Activity Idea

Investigate materials to see if they are opaque, translucent or transparent.
 Design a curtain that block light.



Light

Lesson 6: Changing Shadows

WALT

K – understand how a shadow is formed.
 S – observe patterns in the way shadows change size.
 explain the patterns I find.

Stem Sentence

Light is a type of energy.

Key Vocabulary

opaque	an object that does not allow any light to pass through it
observe	to watch things carefully
results	What you found in an investigation

Lesson Activity Idea

Investigate the affect of distance on shadows.

