

Year 1 Plants

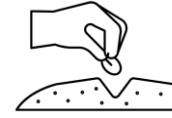


Similarities and differences

Comparing plants

Making observations

Bulbs and seeds



Parts of a plant

- Stem
- Root
- Flowers
- leaves



Fruits and Vegetable plants

Fruits or vegetables



Terrific trees

Garden and Wild plants

Identify



Deciduous and evergreen





Year 1: Plants

Lesson 1: Making observations

WALT

K- To describe and compare plants.
S- Use simple features to compare living things.

Stem Sentence


Plants grow from seeds or bulbs when planted in soil.

Key Vocabulary

Seeds	Seeds grow into new plants.
Bulbs	Bulbs grow into new plants.

Lesson activity idea

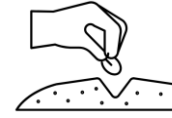
1. On tables compare similarities and differences between pictures of plants, seeds and bulbs. Adult write down their observations on post it notes.
2. As a class create a question about seeds and bulbs.
3. Over next 24 hours, each child plant a seed.



Year 1 Plants



Bulbs and seeds



Year 1: Plants

Lesson 2: Parts of plants

WALT

K- To name the parts of plants.
S- Make careful observations.

Stem Sentence

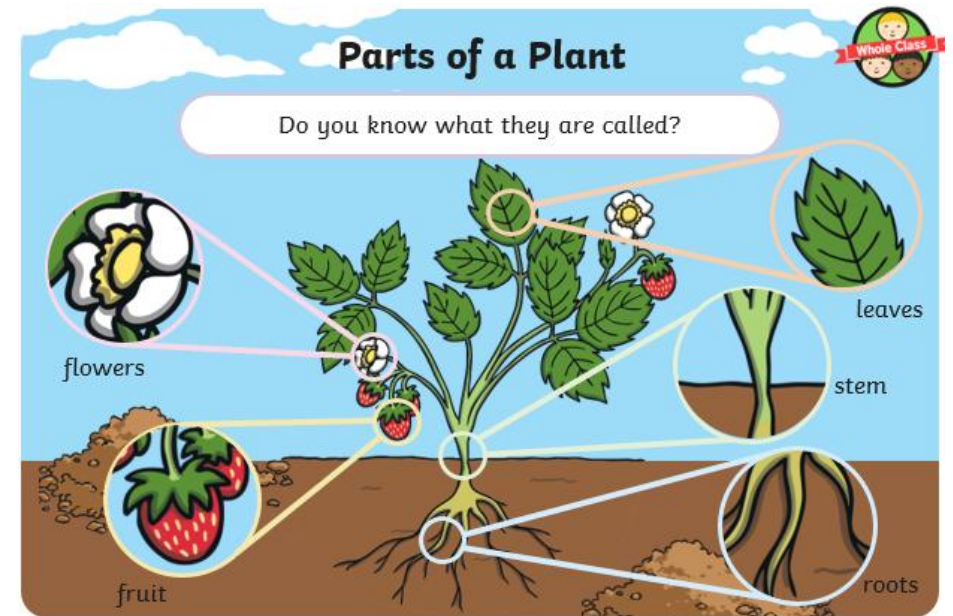
The main parts of a plant are: leaves, stem, root, flowers

Key Vocabulary

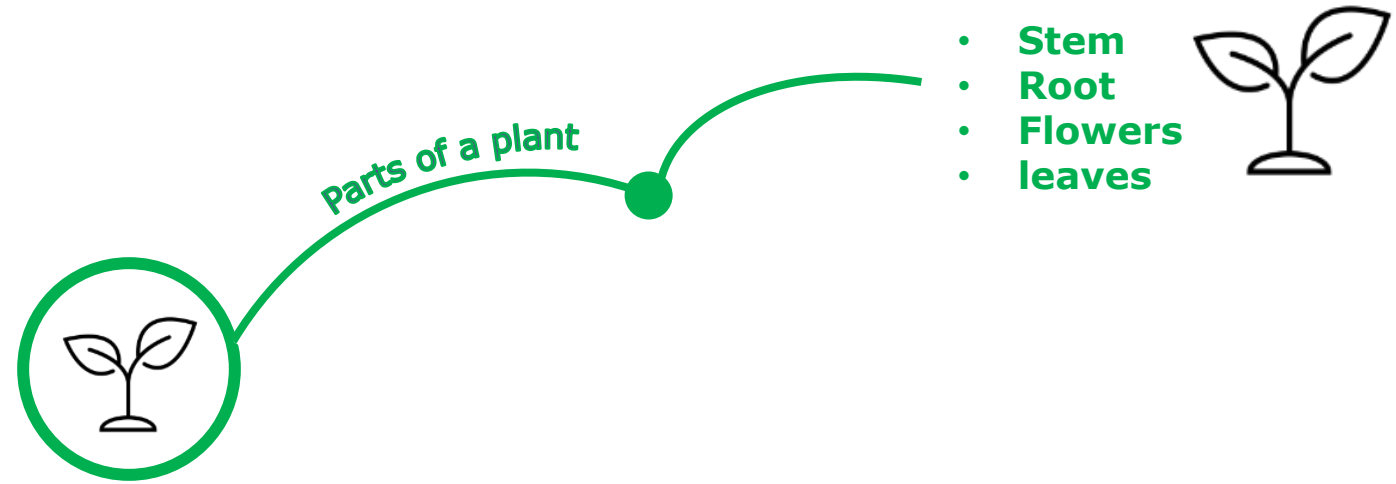
Stem	Holds the plant up and carries water and nutrients to the leaves and flowers.
Root	Take in water and nutrients from the soil.

Lesson activity idea

1. In groups, go outside and look for plants. Notice the different parts of each plant. Are there any parts we can't see?
2. Draw a plant and label the parts in books. (LA group do a big one as a group with pre-printed labels.



Year 1 Plants



Year 1: Plants

Lesson 3: Garden and wild plants

WALT

K- To identify and name some common garden and wild plants.
 S- Use simple features to compare plants.

Stem Sentence

A garden plant is planted and looked after by people.
 A wild plant is a plant that grows without help from people.

Key Vocabulary

Garden plants	A garden plant is planted and loeed after by people.
Wild plants	A wild plant is a plant that grows without help from people.

Lesson activity idea

Plant hunt.



Year 1 Plants



Garden and
Wild plants

Identify



Year 1: Plants

Lesson 4: Terrific Trees

WALT

K- To identify and name some common trees.
S- Use simple features to compare trees.

Stem Sentence

Deciduous trees lose their leaves in autumn.
Evergreen trees keep their leaves all year round.

Key Vocabulary

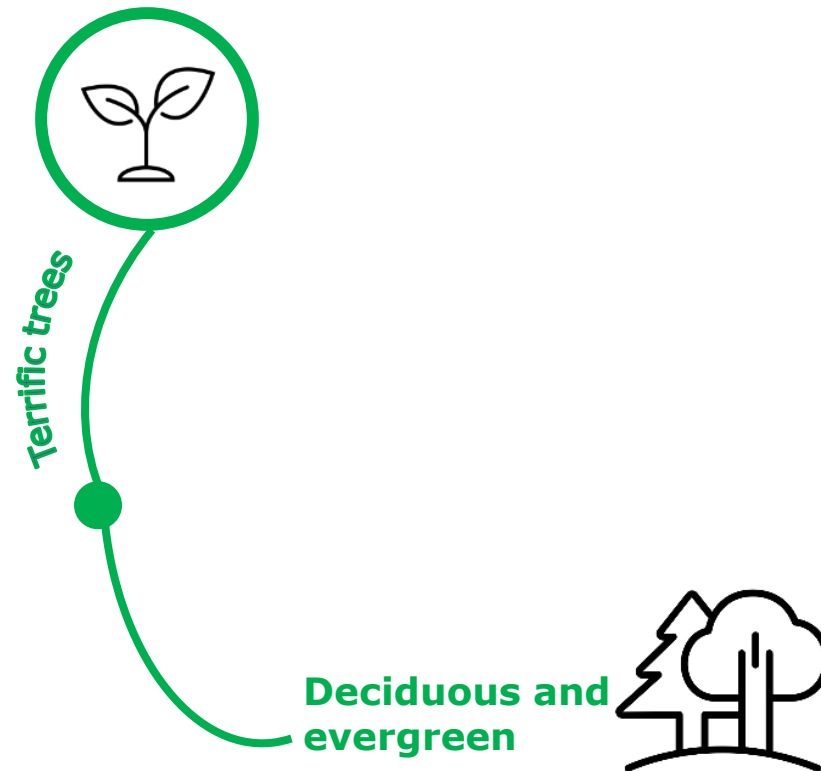
Deciduous	Deciduous trees lose their leaves in autumn.
Evergreen	Evergreen trees keep their leaves all year round.

Lesson activity idea

Tree investigator activity (Identify trees on the school site).



Year 1 Plants



Year 1: Plants

Lesson 5: Fruits and vegetables

WALT

- K- To name, sort and compare some common fruit and vegetable plants.
 S- To compare similarities and differences of fruit and vegetable plants.

Stem Sentence

A fruit is the part of a flowering plant that contains the seeds.
 A vegetable is a plant or part of a plant used as food.

Key Vocabulary

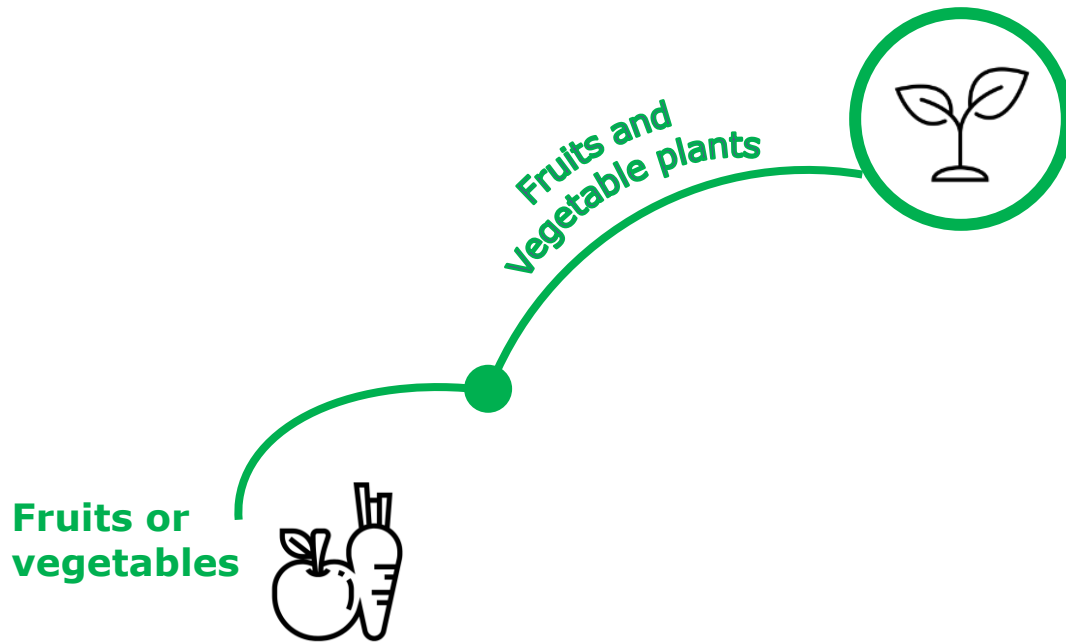
Vegetables	Plant or part of a plant used as food, such as a cabbage, potato, carrot, or bean.
Fruit	A fruit is the part of a flowering plant that contains the seeds.

Lesson activity idea

Name and sort plants into fruits or vegetables.



Year 1 Plants



Year 1: Plants

Lesson 6: Comparing plants

WALT

K- To name, sort and compare some common plants and trees.
 S- Use simple features to compare common plants and trees.

Stem Sentence

These plants are similar/different because...


Key Vocabulary

Similarities	A similar feature or aspect.
Differences	A way in which things are dissimilar.

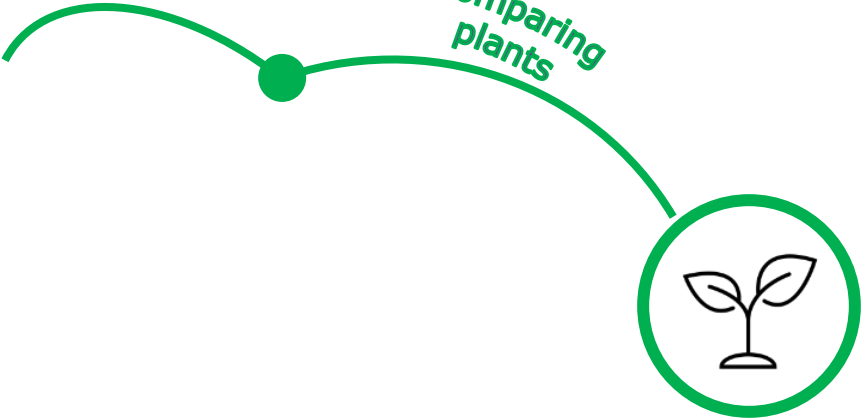
Lesson activity idea

Compare and sort plants found on the school field.

Year 1 Plants



Similarities and differences



Comparing plants